

ALGEBRA
Slope and Rate of Change

Name: _____
Period: _____

The rate of change is constant in the table. Find the rate of change. Explain what the rate of change means for the situation.

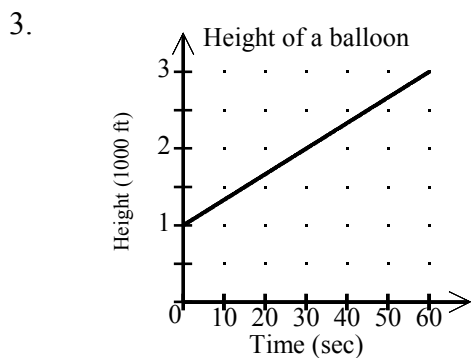
1.

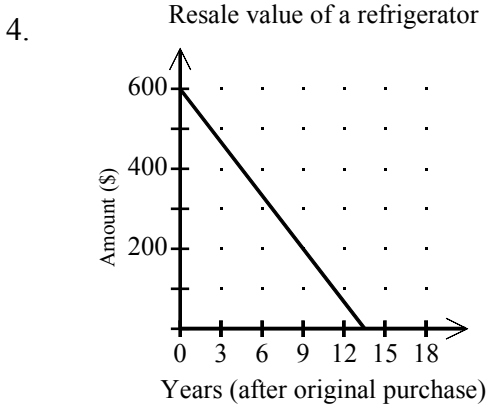
Time (days)	Cost (dollars)
3	75
4	100
5	125
6	150

2.

Time (hours)	Distance (miles)
4	232
6	348
8	464
10	580

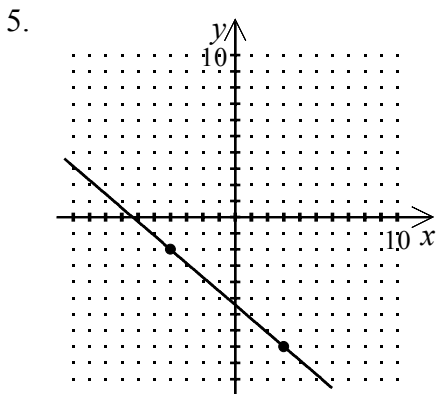
Find the rates of change for each graph below. Explain what the rate of change means for the situation.





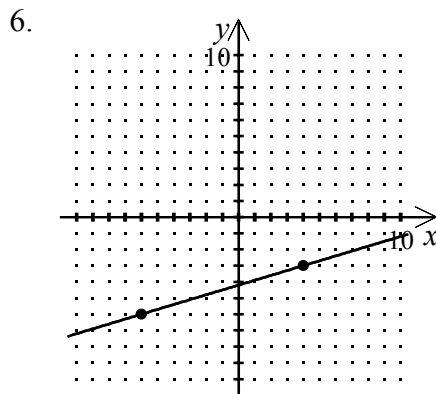
www.TUTOR-USA.com

Find the slope of the line.

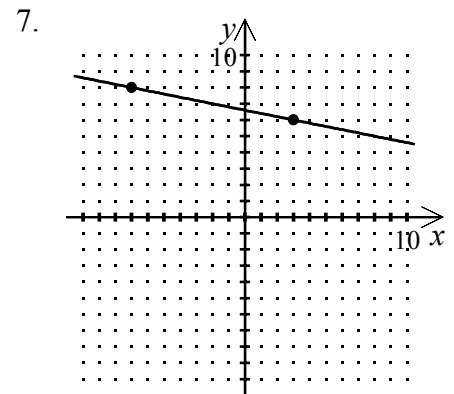


www.TUTOR-USA.com

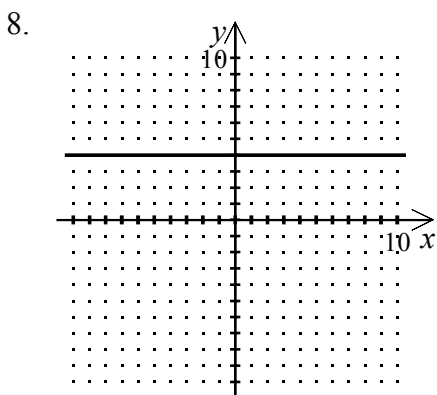
Slope = _____



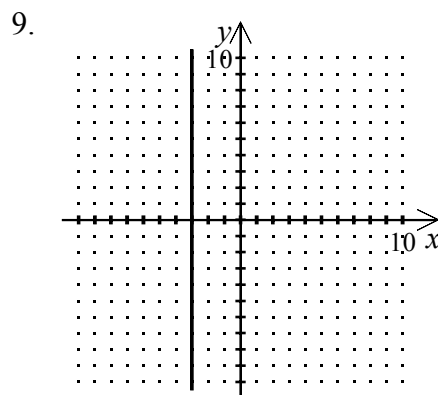
Slope = _____



Slope = _____



Slope = _____



Slope = _____

Find the slope of the line that passes through the pair of points.

10. $(-5, 3), (4, -8)$

11. $(-3, -8), (2, -7)$

12. $(5, 3), (6, 4)$

www.TUTOR-USA.com

13. $(7, -6), (-4, -3)$

14. $(-12, -5), (7, -5)$

15. $(12, -10), (12, 1)$

www.TUTOR-USA.com